

More Than 120 Countries

CT/LP&CP/2003/1000/CH&ENG/1



48 SERIES

车载式 / 拖式混凝土输送泵  
TRUCK-MOUNTED LINE PUMP  
STATIONARY CONCRETE PUMP



Distributed By



浙江信瑞重工科技有限公司

ZHEJIANG TRUEMAX ENGINEERING CO.,LTD.

公司地址 (Office Addr): 杭州市滨江区滨盛路1505号银丰大厦11楼  
11th Floor Yinfeng Building, No.1505 Bingsheng Road, Hangzhou, China  
工厂地址 (Factory Addr): 海宁市尖山新区海丰路118号

No.118 Haifeng Road, Jianshan Industrial Development Zone, Haining, China  
电话 (Tel): 0086-571-85803511 传真 (Fax): 0086-571-85803522 邮箱 (Email): sales@truemax.cn  
网址 (Website): www.truemax.cn www.truemaxeng.com m.truemax.cn



TRUEMAX GROUP LIMITED 骐瑞集团

浙江信瑞重工科技有限公司  
ZHEJIANG TRUEMAX ENGINEERING CO.,LTD.

杭州骐瑞机电设备有限公司  
HANGZHOU TRUEMAX MACHINERY & EQUIPMENT CO.,LTD.



拖式混凝土输送泵  
STATIONARY CONCRETE PUMP



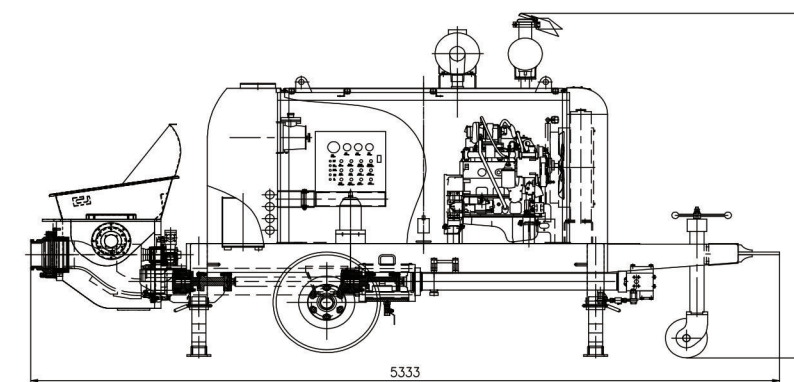
SP50.10.60D

拖式混凝土输送泵 Stationary Concrete Pump

技术参数 Main Technical Specifications

项目 ITEMS		单位 UNITS	SP50.10.60D
性能 Performance	最大理论混凝土排量 (低压/高压)	Max.Theo.Output(Low/High)	m <sup>3</sup> /h 49/26
	最大混凝土输送压力 (低压/高压)	Max. Concrete Pressure (Low/High)	MPa 5/10
	主油泵品牌	Main oil Pump	/ 韩川 Kawasaki
	分配阀形式	Distribution Valve	/ S阀 S Valve
	输送缸直径 × 行程	Concrete Cylinder (Bore×Stroke)	mm Φ180×1200
	料斗尺寸 (容积 × 上料高度)	Hopper Size (Capacity×Feeding Height)	m <sup>3</sup> ×mm 0.5×1335
动力系统 Power system	发动机品牌	Engine	/ 康明斯 Cummins
	额定功率	Rated power	kW 60
	额定转速	Rated Speed	r/min 2200
液压系统 Hydraulic system	液压油路形式	Hydraulic System	/ 开式回路 Open Circuit
	冷却方式	Type of Cooling	/ 风冷 Air Cooling
整车 Overall	外型尺寸(L × W × H)	Overall Dimensions(L×W×H)	mm 5333×1910×2606
	重量	Total Weight	kg 4400

配置参数如有更改，恕不另行通知  
Configuration parameters are subject to change without notice



SP50.10.60D

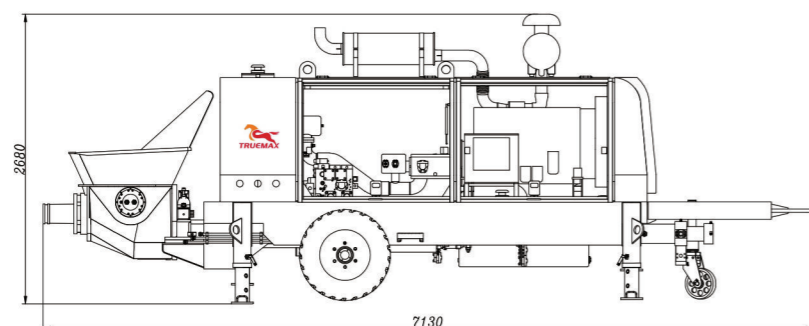
## SP80.18.186D

拖式混凝土输送泵 Stationary Concrete Pump

### 技术参数 Main Technical Specifications

项目 ITEMS		单位 UNITS	SP80.18.186D
性能 Performance	最大理论混凝土排量 (低压/高压)	Max.Theo.Output(Low/High)	m <sup>3</sup> /h 85/50
	最大混凝土输送压力 (低压/高压)	Max. Concrete Pressure (Low/High)	MPa 10/18
	主油泵品牌	Main oil Pump	/ 力士乐 Rexroth
	分配阀形式	Distribution Valve	/ S阀 S Valve
	输送缸直径 × 行程	Concrete Cylinder (Bore×Stroke)	mm Φ200×1800
	料斗尺寸 (容积 × 上料高度)	Hopper Size (Capacity×Feeding Height)	m <sup>3</sup> ×mm 0.7×1410
动力系统 Power system	发动机品牌	Engine	/ 道依茨 Deutz
	额定功率	Rated power	kW 186
	额定转速	Rated Speed	r/min 2100
液压系统 Hydraulic system	液压油路形式	Hydraulic System	/ 开式回路 Open Circuit
	冷却方式	Type of Cooling	/ 风冷 Air Cooling
整车 Overall	外型尺寸(L × W × H)	Overall Dimensions(L×W×H)	mm 7130×2060×2680
	重量	Total Weight	kg 7300

配置参数如有更改，恕不另行通知  
Configuration parameters are subject to change without notice



SP80.18.186D

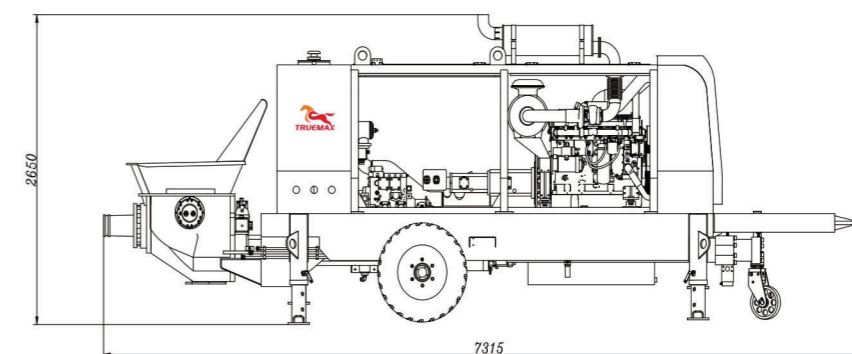
## SP90.23.239D

拖式混凝土输送泵 Stationary Concrete Pump

### 技术参数 Main Technical Specifications

项目 ITEMS		单位 UNITS	SP90.23.239D
性能 Performance	最大理论混凝土排量 (低压/高压)	Max.Theo.Output(Low/High)	m <sup>3</sup> /h 90/50
	最大混凝土输送压力 (低压/高压)	Max. Concrete Pressure (Low/High)	MPa 11.6/23
	主油泵品牌	Main oil Pump	/ 力士乐 Rexroth
	分配阀形式	Distribution Valve	/ S阀 S Valve
	输送缸直径 × 行程	Concrete Cylinder (Bore×Stroke)	mm Φ200×1800
	料斗尺寸 (容积 × 上料高度)	Hopper Size (Capacity×Feeding Height)	m <sup>3</sup> ×mm 0.7×1370
动力系统 Power system	发动机品牌	Engine	/ 康明斯 Cummins
	额定功率	Rated power	kW 239
	额定转速	Rated Speed	r/min 2000
液压系统 Hydraulic system	液压油路形式	Hydraulic System	/ 开式回路 Open Circuit
	冷却方式	Type of Cooling	/ 风冷 Air Cooling
整车 Overall	外型尺寸(L × W × H)	Overall Dimensions(L×W×H)	mm 7315×2060×2650
	重量	Total Weight	kg 8100

配置参数如有更改，恕不另行通知  
Configuration parameters are subject to change without notice



SP90.23.239D



## 车载式混凝土输送泵 TRUCK-MOUNTED LINE PUMP

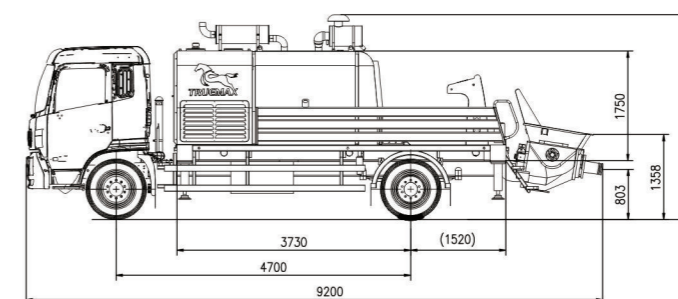
## LP100.18.186D

车载式混凝土输送泵 Truck Mounted Line Pump

### 技术参数 Main Technical Specifications

项目 ITEMS		单位 UNITS	LP100.18.186D
性能 Performance	最大理论混凝土排量 (低压/高压)	Max.Theo.Output(Low/High)	m <sup>3</sup> /h 100/55
	最大混凝土输送压力 (低压/高压)	Max. Concrete Pressure (Low/High)	MPa 9/18
	主油泵品牌	Main oil Pump	/ 力士乐 Rexroth
	分配阀形式	Distribution Valve	/ S阀 S Valve
	输送缸直径 × 行程	Concrete Cylinder (Bore×Stroke)	mm Φ230×1800
	料斗尺寸 (容积 × 上料高度)	Hopper Size (Capacity×Feeding Height)	m <sup>3</sup> ×mm 0.7×1460
动力系统 Power system	出料口直径	Outlet Diameter	mm DN 150
	发动机品牌	Engine	/ 道依茨 Deutz
	额定功率	Rated power	kW 186
液压系统 Hydraulic system	额定转速	Rated Speed	r/min 2100
	液压油路形式	Hydraulic System	/ 开式回路 Open Circuit
底盘 Chassis	冷却方式	Type of Cooling	/ 风冷 Air Cooling
	底盘品牌	Chassis Brand	/ 东风天锦 DONGFENG
整车 Overall	轴数	Axles	/ 4×2
	外型尺寸(L × W × H)	Overall Dimensions(L×W×H)	mm 9200×2480×3270
	重量	Total Weight	kg 13800

配置参数如有更改，恕不另行通知  
Configuration parameters are subject to change without notice



LP100.18.186D

**适用工况**  
**APPLICABLE**  
**OPERATING MODEL**



**SP50.10.60D**

拖式混凝土输送泵  
STATIONARY CONCRETE PUMP  
\*高速 Expressway \*道路 Road  
\*桥梁 Bridge \*轻轨 Light Rail

**SP80.18.186D**

拖式混凝土输送泵  
STATIONARY CONCRETE PUMP  
\*中高层 Medium Building



**LP100.18.186D**

车载式混凝土输送泵  
TRUCK-MOUNTED LINE PUMP  
\*中高层 Medium Building



**SP90.23.239D**


拖式混凝土输送泵  
STATIONARY CONCRETE PUMP  
\*高层 High Building

# 1 液压系统 HYDRAULIC SYSTEM

Aa

## 一键双退活塞 ONE-BUTTON TWIN PISTON RETURN

活塞双退一键操作, 维护保养更便捷。  
With one-button operation, both of the pistons can be automatically returned into the water tank, which effectively shortens the time for replacing the piston and makes maintenance easier.



Ga

## 一键高低压切换 ONE-BUTTON HIGH AND LOW PRESSURE SWITCHING

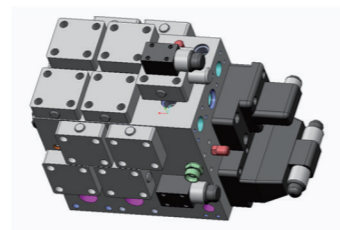
一键切换高低压, 打高层随心所欲。  
Switch between high and low pressure with one button, Easy pumping at high Floors.

Ba

## 液压集成阀组 HYDRAULIC INTEGRATION BLOCK

采用液压集成阀组, 紧凑设计, 油路通道简洁, 液压管路连接简单可靠, 减少系统液阻和系统温升。

It adopts hydraulic integrated valve group, compact design, Concise oil passage, Simple and reliable connection of hydraulic pipeline, Reduce the system fluid resistance keep the system in reasonable temperature.



# 2 泵送系统 PUMPING SYSTEM

Aa

## 强劲的泵送系统 STRONG PUMPING SYSTEM

高压大排量输送优势, 搅拌叶片设计独特, 搅拌死角小, 助推设计吸料性能强, 可适应C15-C70范围混凝土配方泵送。

Advantages of high-pressure large-displacement conveying, unique design of mixing blades, small mixing dead angles, strong design and strong suction performance, suitable for C15-C70 concrete pumping.



Ba

## 双驱动润滑系统 DUAL DRIVE LUBRICATION SYSTEM

配置了双驱动润滑泵, 手动与全封闭自动补充润滑油技术相结合, 有效保障运动部件的润滑性能, 延长使用寿命。

Equipped with a dual-drive lubrication pump, which combines manual and fully-enclosed automatic relubrication technology, Effectively ensure the lubrication performance of moving parts and extends the service life.



Ga

## 换向缓冲技术 COMMUTATION BUFFER TECHNOLOGY

采用新一代柔性控制技术解决换向过程冲击问题, 减小噪声、提高泵送稳定性。

Adopt the new generation of flexible control technology to minimize the hydraulic shock, Reduce noise and improve pumping stability.



# 2 动力系统 POWER SYSTEM

## Aa 尖端节能技术 HIGH-END ENERGY SAVING TECHNOLOGY


采用最新算法优化发动机功率匹配, 泵送效率最大提升15%, 油耗最多下降10%, 让每一滴油都迸发澎湃动力。

Using the latest algorithm to optimize the engine power matching, The pumping efficiency increases by up to 15%, and the fuel consumption reduces by up to 10%.

## Bm 发动机 ENGINE

采用大功率发动机, 输出功率大, 扭矩大, 既保证了发动机的强劲工作和完全燃烧, 又减少了废气排放和燃料消耗。

Adopt famous international brand (DUETZ or COMMINS), big output power and torque not only guarantee the powerful working and complete combustion, Also reduce the emissions.



# 4 电气系统 ELECTRIC SYSTEM

## Aa 智能化电控系统 INTELLIGENT ELECTRIC CONTROL SYSTEM

### ■ 设备管理 EQUIPMENT MANAGEMENT

- 动态监控 DYNAMIC MONITORING  
配备强大的人机交互系统, 设备工况实时反馈。  
Equipped with a powerful human-computer interaction system, Real-time feedback of equipment operating conditions.
- 安全经营 SAFE OPERATION  
设置多种安全保护模式, 防止误操作损坏设备。  
Set multiple security protection modes to prevent misoperation and damage to equipment.
- 自我诊断 SELF-DIAGNOSIS  
实时监测设备状态, 有效提升70%排故时间。  
Real-time monitoring of equipment status, Effectively improving troubleshooting time by 70%.

### ■ 数据分析 DATA ANALYSIS

- 保养提示 MAINTENANCE TIPS  
根据工作时间和泵送方量提示保养部件。  
Prompt maintenance tips according to working hours and pumping volume.

### ■ 信息管理 INFORMATION MANAGEMENT

- 数据记录 DATA RECORDING  
保存泵送、发动机等核心部件运行时间。  
Record running time of core components such as pumps and engine.
- 油耗管理 FUEL CONSUMPTION MANAGEMENT  
可查看日常油耗、方量油耗。  
You can view daily and unit pumping fuel consumption.



## Bm 完善的自保护系统 EXCELLENT AUTOMATIC PROTECTION SYSTEM

- 超载保护 OVERLOAD PROTECTION  
当发动机负载过大或超速时, 系统将自动停止工作, 避免损坏发动机和油泵。  
When the engine is overloaded or overspeed, the system will automatically stop working to avoid damage to the engine and oil pump.
- 实时监测柴油储量状况  
REAL-TIME MONITORING OF DIESEL  
油量不足时自动预警或停止泵送, 确保发动机不受损害。  
Automatic warning, when the fuel is insufficient, To ensure that the engine will not be damaged.


# E 极度耐磨技术 EXTREME WEAR-RESISTING TECHNOLOGY

## 项目案例 PROJECT CASE

### Aa 输送缸 DELIVERY CYLINDER

采用了内层镀铬技术,提高了耐磨性,使用寿命更长,可以达到10万方。

The inner layer is plated with chrome and its service life can reach to above 100,000m<sup>3</sup> due to the good wear resistance.



### Bb 眼镜板/切割环 GLASS PLATE/CUTTING RING

采用硬质合金材料用特殊工艺制作,寿命更长久。

Made of rigid alloy with special process, extending service life.



匠心品质 服务全球  
**TRUE PASSION, MAX QUALITY**